



*D'URTON MANOR*

EASTWAY, FULWOOD, PRESTON, PR2 9BH



***STRONG.  
BEAUTIFUL.***

***AS A PRIVATELY-OWNED  
BUSINESS, WE GO TO  
GREAT LENGTHS  
TO CRAFT BEAUTIFUL,  
WELL-BUILT HOMES.***

Homes that are not only strong in build, but in character too.

Story homes challenge the conventions of the mass-produced, standing apart from the crowd. There's all the features that make a Story home unique. The space we leave between each home, and footpaths that little bit wider, because that's what people need. Even our front doors are different colours. And the best combinations of bricks, render and stone are used, with considered design features at every turn.

With a brand new Story home, you will find there are no compromises on quality, no corners cut – just solid, beautiful homes.

**SOLIDLY-BUILT WITH  
QUALITY MATERIALS.**

Premium specification.  
Added strength and character.

**BUILDING BEAUTIFUL HOMES  
FOR OVER 30 YEARS.**

Pride in our homes.  
Pride in our workforce.

**WE'LL GIVE YOU MORE  
SPACE INSIDE & OUT.**

Well-proportioned living areas.  
Set back off the road.

**DESIGNED  
FOR LIFE.**

Unique modern features.  
Effortlessly flowing spaces.

*WELCOME TO  
D'URTON MANOR*



*A BEAUTIFUL COLLECTION OF 3, 4 & 5-BEDROOM HOMES, FINISHED TO A PREMIUM SPECIFICATION. OUR HOMES FEATURE ATTRACTIVE EXTERIORS, ADDING TO THE CHARM OF THE AREA AND CREATING BEAUTIFUL STREET SCENES FOR WHICH STORY HOMES IS RENOWNED.*



***PERFECTLY LOCATED. A RICH HISTORY. BEAUTIFUL COUNTRYSIDE. EXCELLENT TRANSPORT LINKS. D'URTON MANOR REALLY DOES HAVE IT ALL.***

D'Urton Manor is ideally located in one of Preston's most sought after areas. It's a place where you can enjoy the advantages of living in the desirable Fulwood area, from community spirit to the pleasures of the beautiful countryside.

Your everyday needs are catered for in the charming town of Fulwood, which offers a range of independent shops, restaurants, coffee shops and supermarkets.

Fulwood is a leafy district in Preston with many green open spaces, including the Preston Guild Wheel – a 21 mile greenway that surrounds the city of Preston. This makes D'Urton Manor the perfect location for those who enjoy fresh air, long walks and exploring the great outdoors.

Preston City centre offers everything you would expect from a major city with high street stores and independent boutiques. It boasts a fantastic array of restaurants,

cafes and a variety of arts and cultural attractions. The city also has a lovely marina complete with its own shops, gyms, eateries and cinema.


As you would expect from a sought after area, there are a number of excellent nurseries, primary and secondary schools nearby, including Highfield Priory School which is ranked as the number one independent preparatory school in Lancashire.

D'Urton Manor is perfectly positioned for commuters, with both the M55 and M6 providing an excellent commuter base for the North West. If you want to travel further, Preston train station is just four miles away with services to Blackpool and Manchester, as well as direct connections to Edinburgh and London Euston stations.

All journey times are approximate.



***A DESIRABLE  
PLACE TO  
CALL HOME.***





**WE BUILD UNIQUE  
HOMES WE ARE  
PROUD TO PUT  
OUR NAME TO**



*“When designing our house types we want to create spaces that appeal to modern families. Open plan, flexible layouts with space for the whole family to live comfortably. That’s exactly what we have created with the Story Collection, and we couldn’t be more proud.”*

– ANDREW HEWSON, HEAD OF DESIGN

Step inside a Story home and you will find a luxurious specification, with more included in the price tag than you think. Here are just a few of our favourite features...



DESIGNER KITCHENS WITH BI-FOLD OR FRENCH DOORS



OPEN-PLAN LAYOUTS



HIGH QUALITY BRICKS



LARGER GARDENS



HIGHER CEILINGS



PORCELANOSA BATHROOM TILES



BEAUTIFUL STREET SCENES



PAVED PATIOS



*STRONG  
IN BUILD.  
STRONG IN  
CHARACTER.*



Image shown is for illustrative purposes only.

Of course, every home is unique. But with a new Story home, you'll discover some elements are shared. Like open-plan living areas that radiate light and space. Well-designed kitchens that deliver practicality and durability. Beautifully designed bathrooms and en-suites that take centre stage. And there's also bi-fold and French doors that come as standard, helping to create a seamless link between your home and garden.

What's more, when you buy a new Story home, you have the opportunity to personalise your home even further with our choices, upgrades and optional extras which can be incorporated seamlessly into your new home.

But it's not only our premium specification that's well considered. Our homes are built with sustainability in mind, with the aim of helping the environment and saving you money.

\*A 4-bed detached Victorian house with some modern improvements has average yearly energy costs of £2,460. Whereas, the equivalent new build home that has been built to 2013 Building Regulations could have average yearly energy costs of £1,050, saving £1,410 per annum. SOURCE: new-homes.co.uk.

A new build is more economical to run than an older property. It uses less energy and produces significantly lower CO2 emissions, meaning lower running costs, and a saving of up to £1,410 pa on a 4-bedroom detached new build property.\* Energy saving features could include:

- High levels of thermal efficiency
- High quality kitchen appliances (majority of appliances)
- Dual flush toilets
- 100% energy efficient lighting

Each home at D'Urton Manor is built with thermally-efficient building materials, and has a smart meter installed, so you can monitor your energy consumption. This, along with water-saving appliances and an airtight design, will give you all the benefits of a new build home.

*YOUR NEW HOME IS CRAFTED USING THE BEST QUALITY MATERIALS AND THE HIGHEST SPECIFICATION POSSIBLE.*

		THE SPENCER	THE COOPER	THE EMMERSON	THE SANDERSON	THE WILSON	THE GIBSON	THE JEFFERSON	THE HEWSON	THE LAWSON	THE MASTERTON	THE CHARLTON	THE PENNINGTON	THE SUTTON
DOORS, JOINERY AND FINISHES	Cast stone/ features	Cast stone & / or brick features to front elevations	■	■	■	■	■	■	■	■	■	■	■	■
	Bi-fold/French doors	White French doors	■	■	-	-	-	-	■	-	-	-	-	-
		White bi-fold doors including slave door	-	-	■	■	■	■	-	■	-	■	■	■
		White French door set and bi-fold doors	-	-	-	-	-	-	-	-	■	-	-	-
	External doors - front	Single cottage rectangle style obscure glaze coloured composite door with multi-point locking system (white finish inside)	■	■	■	■	■	■	■	■	■	■	■	■
	External doors - rear	White half glaze style PVCu door with Cotswold obscure pattern and glazing with multi-point locking system	-	■	-	■	■	■	■	■	■	■	■	■
	Internal doors	White Canterbury style 4-panel wood-grain finish doors with chrome lever door handle	■	■	■	■	■	■	■	■	■	■	■	■
	Architrave and skirting boards	White MDF 69x19mm architrave and 119x19mm skirting	■	■	■	■	■	■	■	■	■	■	■	■
	Staircase	White painted softwood spindles with oak newel post and handrail finished with clear varnish	■	■	■	■	■	■	■	■	■	■	■	■
	Ceilings	White matt emulsion to all ceilings	■	■	■	■	■	■	■	■	■	■	■	■
KITCHEN AND APPLIANCES	Walls	Jasmine white matt emulsion to all walls	■	■	■	■	■	■	■	■	■	■	■	■
	Kitchen	Range of kitchens in a contemporary layout with matching panels, corners and plinths	■	■	■	■	■	■	■	■	■	■	■	■
		Range of kitchens with a handleless option in a contemporary layout, all with matching panels, corners and plinths	▲	▲	▲	▲	▲	▲	▲	▲	▲	▲	▲	▲
		Alternative traditional kitchen design and layout with choice of complementing door styles all with matching panels, corners and plinths	▲	▲	▲	▲	▲	▲	▲	▲	▲	▲	▲	▲
	Work surfaces and upstand	38mm laminate worktops	■	■	■	■	■	■	■	■	■	■	■	■
		100mm upstand to match worktop choice	■	■	■	■	■	■	■	■	■	■	■	■
	Hob splashback	Glass splashback behind hob in grey	■	■	■	■	■	■	■	■	■	■	■	■
	Lights to underside of kitchen wall units	Feature lighting to the underside of kitchen wall unit as per kitchen design	■	■	■	■	■	■	■	■	■	■	■	■
	Sink	Polar white or stone grey Franke fragranite 1.5 bowl with mixer tap to main kitchen and Franke fragranite single bowl to utility area (where applicable)	■	■	■	■	■	■	■	■	■	■	■	■
	Oven	AEG single oven	■	-	-	-	-	-	-	-	-	-	-	-
		Dual AEG single ovens – stacked in tall housing unit	-	-	■	-	■	-	-	■	-	-	-	-
		Dual AEG single ovens – side by side	-	-	-	■	▲	■	■	▲	■	■	■	■
	Hob	AEG 60cm induction hob	■	■	■	■	■	■	■	■	■	■	■	■
	Cooker hood	90cm chimney hood	■	■	■	■	■	-	-	-	■	-	-	-
		90cm island extractor hood	-	-	-	-	-	■	■	■	-	■	■	■
	Integrated dishwasher	AEG integrated dishwasher	■	■	■	■	■	■	■	■	■	■	■	■
	Integrated fridge/freezer	AEG integrated 50/50fridge freezer	■	■	■	■	■	■	■	■	■	■	■	■
	Integrated washing machine	Electrolux integrated washing machine	▲	▲	▲	▲	▲	▲	▲	▲	■	■	■	■

Markers indicate standard specification. The specification relates to the majority of plots and appliances and is dependent on housetype design. Please note that the interior design, fittings and furnishings that make up our show homes are not part of our standard specification. Story Homes reserve the right to amend the specification. Please check individual plot specification and build stage with Sales Executive, or see our specification guide.

■ Available as standard  
▲ Available as an upgrade  
- Not available

WE KNOW THE DIFFERENCE  
IS IN THE DETAIL. ON EVERY LEVEL.

BATHROOM AND SANITARYWARE			THE SPENCER	THE COOPER	THE EMMERSON	THE SANDERSON	THE WILSON	THE GIBSON	THE JEFFERSON	THE HEWSON	THE LAWSON	THE MASTERTON	THE CHARLTON	THE PENNINGTON	THE SUTTON
	Bathroom basin	Free standing white basin and pedestal to bathroom/en-suite/cloakroom with chrome mixer tap	■	■	■	■	■	■	■	■	■	■	■	■	■
	WC	Free standing white WC suite with soft close toilet seat to bathroom, en-suite and cloakroom	■	■	■	■	■	■	■	■	■	■	■	■	■
	Bath	Double ended bath with centrally located chrome bath mixer tap and low-level shower hose/handset	■	■	■	■	■	■	■	■	■	■	■	■	■
	Showering cubicle to bathroom and en-suite	Separate shower cubicle with low-entry shower tray. Glazed shower screen and thermostatically controlled shower valve with dual handset – high level shower head and mid-height shower handle	■	■	■	■	■	■	■	■	■	■	■	■	■
	Wall tiles to bathroom	Full height tiles to all shower enclosures with feature tiling to the back wall. Full height feature tiles to back of bath wall with bath return walls in plain tiles. WC and basin walls to be half tiled	■	■	■	■	■	■	■	■	■	■	■	■	■
	Wall tiles to en-suite	Fully tiled walls to shower enclosure with feature tiles to the back wall enclosure. WC and basin walls to be half tiled	■	■	■	■	■	■	■	■	■	■	■	■	■
	Wall tiles to cloakroom	Splashback to wash basin	■	■	■	■	■	■	■	■	■	■	■	■	■
HEATING	Central heating	Full gas central heating Vaillant system – combi boiler	■	■	■	■	■	■	■	-	-	-	-	-	-
		Full gas central heating Vaillant system – system boiler with mains pressure hot water cylinder	-	-	-	-	-	-	■	■	■	■	■	■	■
		Single zone central heating system	■	-	-	-	-	-	-	-	-	-	-	-	-
		Dual zone central heating system	-	-	■	■	■	■	■	■	■	■	■	■	■
ELECTRICAL	Towel rails	Chrome towel warmer to bathroom and en-suite	■	■	■	■	■	■	■	■	■	■	■	■	■
	Electrical sockets/switch plates	White plastic electrical sockets/switch plates throughout	■	■	■	■	■	■	■	■	■	■	■	■	■
		USB sockets to kitchen x 1, lounge x 1 and master bedroom x 2 sockets	■	■	■	■	■	■	■	■	■	■	■	■	■
	BT/phone point	BT point to lounge (NB first point will be standard BT box)	■	■	■	■	■	■	■	■	■	■	■	■	■
	Media point	Media plate to lounge area and family room (where applicable) – including 2 double sockets, data and TV points. Please refer to electrical layout	■	-	■	■	■	■	■	■	■	■	■	■	■
	TV point	TV point to selected locations	■	-	■	■	■	■	■	■	■	■	■	■	■
	Cat 6 cabling	Cabling to two points which can be utilised to carry data to your TV or internet device	■	■	■	■	■	■	■	■	■	■	■	■	■
	Downlighters to kitchen and wet rooms	Brushed stainless steel LED downlighters to kitchen, bathroom and en-suite	■	■	■	■	■	■	■	■	■	■	■	■	■
			■	■	■	■	■	■	■	■	■	■	■	■	■

EXTERNAL WORKS			THE SPENCER	THE COOPER	THE EMMERSON	THE SANDERSON	THE WILSON	THE GIBSON	THE JEFFERSON	THE HEWSON	THE LAWSON	THE MASTERTON	THE CHARLTON	THE PENNINGTON	THE SUTTON
	Fencing and gates	Feather edge boarded 1.8m high fence or wall with timber gate. Please refer to site layout	■	■	■	■	■	■	■	■	■	■	■	■	■
	Front garden	Turf to front, side and rear garden	■	■	■	■	■	■	■	■	■	■	■	■	■
	Outside tap	To be fitted on rear elevation kitchen window of property (where kitchen not on rear elevation, tap to be fitted in agreed location to rear/side of property in accordance with working drawings) and insulated accordingly	■	■	■	■	■	■	■	■	■	■	■	■	■
	Garages	Power and light to all integral and detached garages	-	■	-	■	■	■	■	■	■	■	■	■	■
	Garage door	Retractable style garage door finished in a range of colours. Please refer to site layout for details	-	■	-	■	■	■	■	■	■	■	■	■	■
	Paving	Buff textured concrete paving	■	■	■	■	■	■	■	■	■	■	■	■	■
	Driveway	Block paved driveway	■	■	■	■	■	■	■	■	■	■	■	■	■
	Doorbell	Bell push with transformer	■	■	■	■	■	■	■	■	■	■	■	■	■
	Burglar alarm	Mains wired burglar alarm	▲	▲	▲	■	■	■	■	■	■	■	■	■	■
	External lights	Black coach lamp	■	■	■	■	■	■	■	■	■	■	■	■	■
	Solar panels	PV panels to roof	■	■	■	■	■	■	■	■	■	■	■	■	■
Markers indicate standard specification. The specification relates to the majority of plots and appliances and is dependent on housetype design. Please note that the interior design, fittings and furnishings that make up our show homes are not part of our standard specification. Story Homes reserve the right to amend the specification. Please check individual plot specification and build stage with Sales Executive, or see our specification guide.			■ Available as standard ▲ Available as an upgrade - Not available												



Image shown is for illustrative purposes only.



## OUR HOMES AT D'URTON MANOR

FROM THEIR UNIQUE CHARACTER AND BEAUTY  
TO THE SPACE WE LEAVE BETWEEN EACH ONE,  
OUR HOMES OFFER INDIVIDUALITY THROUGHOUT.

	<b>THE SUTTON</b> 5-bedroom detached house Detached double garage		<b>THE GIBSON</b> 4-bedroom detached house Detached single garage
	<b>THE PENNINGTON</b> 5-bedroom detached house Detached double garage		<b>THE WILSON</b> 4-bedroom detached house Detached single garage
	<b>THE CHARLTON</b> 5-bedroom detached house Large integral garage		<b>THE SANDERSON</b> 4-bedroom detached house Integral single garage
	<b>THE MASTERTON</b> 5-bedroom detached house Integral double garage		<b>THE EMMERSON</b> 4-bedroom townhouse Driveway parking
	<b>THE LAWSON</b> 4-bedroom detached house Integral single garage		<b>THE COOPER</b> 3-bedroom detached house Single detached garage
	<b>THE HEWSON</b> 4-bedroom detached house Integral single garage		<b>THE SPENCER</b> 3-bedroom semi-detached house Driveway parking
	<b>THE JEFFERSON</b> 4-bedroom detached house Attached double garage		



Images shown are for illustrative purposes only. Although Story Homes has taken all reasonable care in the preparation of the contents of this brochure to ensure the accuracy of the information contained in it, such information can be subject to change and we do not warrant its accuracy. We continuously review our products for improvement and development so individual features may vary from time to time. We may also re-plan developments resulting in a change to the layout, house types and road layout. These particulars are therefore for general guidance only and do not constitute a contract or warranty. You should take appropriate steps to verify any information on which you intend to rely and in order to do so we would advise you to speak to a Sales Executive.





THE SUTTON

5-bedroom detached house with detached double garage  
Total floor area: 218 sq m (2343 sq ft)



GROUND FLOOR

Lounge:	3788 x 5615	[12'-5" x 18'-5"]
Kitchen:	3144 x 4252	[10'-4" x 14'-0"]
Dining/family area:	6075 x 3352	[19'-11" x 11'-0"]
Study:	3161 x 3759	[10'-5" x 12'-4"]



FIRST FLOOR

Master bedroom:	6049 x 3560	[19'-10" x 11'-8"]
Bedroom 2:	3161 x 3967	[10'-5" x 13'-0"]
Bedroom 3:	3737 x 4278	[12'-3" x 14'-1"]



SECOND FLOOR

Bedroom 4:	3164 x 4703	[10'-5" x 15'-5"]
Bedroom 5:	2741 x 4704	[9'-0" x 15'-5"]

Please note CGIs are for illustrative purposes only; external finishes such as roof tile colours, brick, stone, render and landscaping vary between plots. Properties may also be built 'handed' (mirror image) of those illustrated. Dimensions are for guidance only and all measurements and areas may vary during construction. Dimensions are not intended to be used for carpet sizes, appliance space or items of furniture. Bathroom and kitchen layouts are indicative only and do not form any part of your contract. Please speak to a member of the sales team for plot specific information.



THE PENNINGTON

5-bedroom detached house with detached double garage  
Total floor area: 201 sq m (2169 sq ft)



GROUND FLOOR

Lounge:	4280 x 5760	[14'-1" x 18'-11"]
Kitchen:	3605 x 4332	[11'-10" x 14'-3"]
Dining/family area:	7200 x 3657	[23'-8" x 12'-0"]
Study:	3380 x 4022	[11'-1" x 13'-2"]



FIRST FLOOR

Master bedroom:	4279 x 5184	[14'-1" x 17'-0"]
Bedroom 2:	4395 x 2793	[14'-5" x 9'-2"]
Bedroom 3:	2603 x 5042	[8'-7" x 16'-7"]
Bedroom 4:	2553 x 4411	[8'-5" x 14'-6"]
Bedroom 5:	2801 x 3425	[9'-2" x 11'-3"]

Please note CGIs are for illustrative purposes only; external finishes such as roof tile colours, brick, stone, render and landscaping vary between plots. Properties may also be built 'handed' (mirror image) of those illustrated. Dimensions are for guidance only and all measurements and areas may vary during construction. Dimensions are not intended to be used for carpet sizes, appliance space or items of furniture. Bathroom and kitchen layouts are indicative only and do not form any part of your contract. Please speak to a member of the sales team for plot specific information.





## THE CHARLTON

5-bedroom detached house with large integral garage  
Total floor area: 177 sq m (1905 sq ft)



### GROUND FLOOR

Lounge:	3675 x 5486	[12'-1" x 18'-0"]
Kitchen:	3668 x 3600	[12'-1" x 11'-10"]
Dining/family area:	3596 x 5425	[11'-10" x 17'-10"]
Study:	2593 x 2484	[8'-6" x 8'-2"]



### FIRST FLOOR

Master bedroom:	4393 x 4960	[14'-5" x 16'-3"]
Bedroom 2:	4395 x 2788	[14'-5" x 9'-2"]
Bedroom 3:	2515 x 4559	[8'-3" x 15'-0"]
Bedroom 4:	2529 x 3890	[8'-4" x 12'-9"]
Bedroom 5:	2801 x 3458	[9'-2" x 11'-4"]

Please note CGIs are for illustrative purposes only; external finishes such as roof tile colours, brick, stone, render and landscaping vary between plots. Properties may also be built 'handed' (mirror image) of those illustrated. Dimensions are for guidance only and all measurements and areas may vary during construction. Dimensions are not intended to be used for carpet sizes, appliance space or items of furniture. Bathroom and kitchen layouts are indicative only and do not form any part of your contract. Please speak to a member of the sales team for plot specific information.



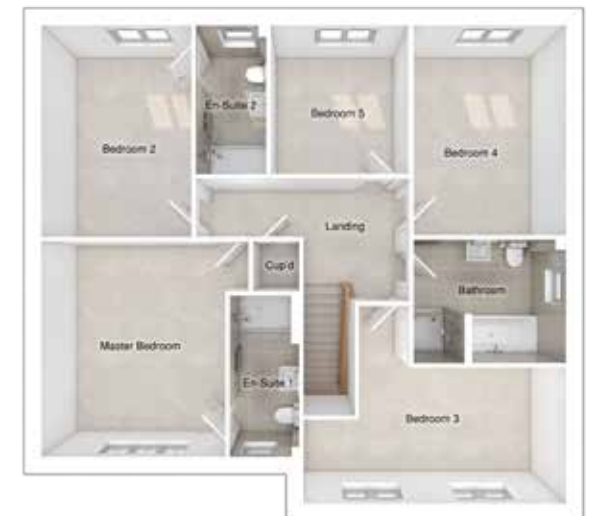
## THE MASTERTON

5-bedroom detached house with integral double garage  
Total floor area: 168 sq m (1803 sq ft)



### GROUND FLOOR

Lounge:	4912 x 3962	[16'-2" x 13'-0"]
Kitchen/family area:	5068 x 4681	[16'-8" x 15'-4"]
Dining:	2865 x 3206	[9'-5" x 10'-6"]



### FIRST FLOOR

Master bedroom:	4001 x 4162	[13'-2" x 13'-8"]
Bedroom 2:	2896 x 4080	[9'-6" x 13'-5"]
Bedroom 3:	5066 x 3813	[16'-8" x 12'-6"]
Bedroom 4:	2939 x 4044	[9'-8" x 13'-3"]
Bedroom 5:	2817 x 2865	[9'-3" x 9'-5"]

Please note CGIs are for illustrative purposes only; external finishes such as roof tile colours, brick, stone, render and landscaping vary between plots. Properties may also be built 'handed' (mirror image) of those illustrated. Dimensions are for guidance only and all measurements and areas may vary during construction. Dimensions are not intended to be used for carpet sizes, appliance space or items of furniture. Bathroom and kitchen layouts are indicative only and do not form any part of your contract. Please speak to a member of the sales team for plot specific information.





THE LAWSON

4-bedroom detached house with integral single garage  
Total floor area: 154 sq m (1660 sq ft)



GROUND FLOOR

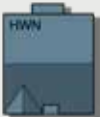
Kitchen:	3701 x 3572	[12'-2" x 11'-9"]
Dining:	3774 x 3572	[12'-5" x 11'-9"]
Family:	2457 x 1804	[8'-1" x 5'-11"]
Lounge:	3605 x 5171	[11'-10" x 17'-0"]



FIRST FLOOR

Master bedroom:	3605 x 5732	[11'-10" x 18'-10"]
Bedroom 2:	3586 x 3072	[11'-9" x 10'-1"]
Bedroom 3:	2792 x 4167	[9'-2" x 13'-8"]
Bedroom 4:	2773 x 3400	[9'-1" x 11'-2"]

Please note CGIs are for illustrative purposes only; external finishes such as roof tile colours, brick, stone, render and landscaping vary between plots. Properties may also be built 'handed' (mirror image) of those illustrated. Dimensions are for guidance only and all measurements and areas may vary during construction. Dimensions are not intended to be used for carpet sizes, appliance space or items of furniture. Bathroom and kitchen layouts are indicative only and do not form any part of your contract. Please speak to a member of the sales team for plot specific information.



THE HEWSON

4-bedroom detached house with integral single garage  
Total floor area: 145 sq m (1561 sq ft)



GROUND FLOOR

Lounge:	3380 x 4366	[11'-1" x 14'-4"]
Kitchen:	2925 x 3296	[9'-7" x 10'-10"]
Dining:	2593 x 4507	[8'-6" x 14'-10"]
Family area:	3037 x 3296	[10'-0" x 10'-10"]

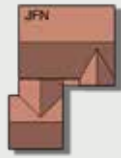


FIRST FLOOR

Master Bedroom:	4412 x 5634	[14'-6" x 18'-6"]
Bedroom 2:	3367 x 3845	[11'-1" x 12'-7"]
Bedroom 3:	3809 x 2800	[12'-6" x 9'-2"]
Bedroom 4:	2929 x 4005	[9'-7" x 13'-2"]

Please note CGIs are for illustrative purposes only; external finishes such as roof tile colours, brick, stone, render and landscaping vary between plots. Properties may also be built 'handed' (mirror image) of those illustrated. Dimensions are for guidance only and all measurements and areas may vary during construction. Dimensions are not intended to be used for carpet sizes, appliance space or items of furniture. Bathroom and kitchen layouts are indicative only and do not form any part of your contract. Please speak to a member of the sales team for plot specific information.





## THE JEFFERSON

4-bedroom detached house with attached double garage

Total Floor Area: 139 sq m (1492 sq.ft.)



### GROUND FLOOR

Lounge:	4229 x 4738	[13'-11" x 15'-7"]
Kitchen:	3653 x 4168	[12'-0" x 13' 8"]
Dining/family area:	4738 x 2700	[15'-7" x 8'-10"]
Study:	2930 x 2655	[9'-7" x 8'-9"]



### FIRST FLOOR

Master bedroom:	4291 x 4566	[14'-1" x 15'-0"]
Bedroom 2:	3653 x 3891	[12'-0" x 12'-9"]
Bedroom 3:	3195 x 2889	[10'-6" x 9'-6"]
Bedroom 4:	2509 x 2889	[8'-3" x 9'-6"]

Please note CGIs are for illustrative purposes only; external finishes including roof tile colours, brick, stone, render and landscaping may vary between plots. Properties may also be built 'handed' (mirror image) of those illustrated. Story Homes reserves the right to alter and change certain aspects of a property – therefore it is recommended that you speak to a Sales Executive for further details. All dimensions are taken from the widest and longest points of each room; they are approximate and should not be used for carpet sizes, appliance spaces or furniture. These particulars do not form part of a contract or warranty.



## THE GIBSON

4-bedroom detached house with detached single garage

Total Floor Area: 136 sq m (1467 sq.ft.)



### GROUND FLOOR

Lounge:	3380 x 5387	[11'-1" x 17'-8"]
Kitchen:	3168 x 3392	[10'-5" x 11'-2"]
Dining/family area:	4487 x 3693	[14'-9" x 12'-2"]
Study:	1977 x 2844	[6'-6" x 9'-4"]



### FIRST FLOOR

Master bedroom:	3380 x 5063	[11'-1" x 16'-7"]
Bedroom 2:	2941 x 4275	[9'-8" x 14'-0"]
Bedroom 3:	3029 x 2791	[9'-11" x 9'-2"]
Bedroom 4:	2373 x 2791	[7'-9" x 9'-2"]

Please note CGIs are for illustrative purposes only; external finishes including roof tile colours, brick, stone, render and landscaping may vary between plots. Properties may also be built 'handed' (mirror image) of those illustrated. Story Homes reserves the right to alter and change certain aspects of a property – therefore it is recommended that you speak to a Sales Executive for further details. All dimensions are taken from the widest and longest points of each room; they are approximate and should not be used for carpet sizes, appliance spaces or furniture. These particulars do not form part of a contract or warranty.





## THE WILSON

4-bedroom detached house with detached single garage  
Total Floor Area: 132 sq m (1425 sq.ft.)



### GROUND FLOOR

Lounge:	3693 x 5012	[12'-1" x 16'-5"]
Kitchen:	3200 x 3230	[10'-6" x 10'-7"]
Dining/family area:	6063 x 3300	[19'-11" x 10'-10"]

### FIRST FLOOR

Master bedroom:	3886 x 3605	[12'-9" x 11'-10"]
Bedroom 2:	3237 x 3605	[10'-8" x 11'-10"]
Bedroom 3:	3795 x 2837	[12'-6" x 9'-4"]
Bedroom 4:	3192 x 2837	[10'-6" x 9'-4"]

Please note CGIs are for illustrative purposes only; external finishes including roof tile colours, brick, stone, render and landscaping may vary between plots. Properties may also be built 'handed' (mirror image) of those illustrated. Story Homes reserves the right to alter and change certain aspects of a property – therefore it is recommended that you speak to a Sales Executive for further details. All dimensions are taken from the widest and longest points of each room; they are approximate and should not be used for carpet sizes, appliance spaces or furniture. These particulars do not form part of a contract or warranty.



## THE SANDERSON

4-bedroom detached house with integral single garage  
Total Floor Area: 131 sq m (1412 sq.ft.)



### GROUND FLOOR

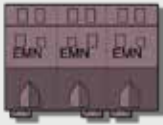
Lounge:	3605 x 4529	[11'-10" x 14'-10"]
Kitchen:	3268 x 3961	[10'-9" x 13'-0"]
Dining/family area:	4388 x 3050	[14'-5" x 10'-0"]

### FIRST FLOOR

Master bedroom:	3610 x 4591	[11'-10" x 15'-1"]
Bedroom 2:	2679 x 4264	[8'-10" x 14'-0"]
Bedroom 3:	2812 x 4090	[9'-3" x 13'-5"]
Bedroom 4:	2525 x 2990	[8'-3" x 9'-10"]

Please note CGIs are for illustrative purposes only; external finishes including roof tile colours, brick, stone, render and landscaping may vary between plots. Properties may also be built 'handed' (mirror image) of those illustrated. Story Homes reserves the right to alter and change certain aspects of a property – therefore it is recommended that you speak to a Sales Executive for further details. All dimensions are taken from the widest and longest points of each room; they are approximate and should not be used for carpet sizes, appliance spaces or furniture. These particulars do not form part of a contract or warranty.





THE EMMERSON

4-bedroom linked house with driveway parking  
Total Floor Area: 120 sq m (1292 sq.ft.)



GROUND FLOOR

Lounge/dining:  
4775 x 5242 [15'-8" x 17'-3"]  
Kitchen/breakfast:  
2550 x 5413 [8'-4" x 17'-9"]



FIRST FLOOR

Bedroom 2:  
2625 x 4086 [8'-7" x 13'-5"]  
Bedroom 3:  
2625 x 3819 [8'-7" x 12'-6"]  
Bedroom 4:  
2062 x 3166 [6'-9" x 10'-5"]



SECOND FLOOR

Master bedroom:  
3562 x 7220 [11'-8" x 23'-8"]

Please note CGIs are for illustrative purposes only; external finishes including roof tile colours, brick, stone, render and landscaping may vary between plots. Properties may also be built 'handed' (mirror image) of those illustrated. Story Homes reserves the right to alter and change certain aspects of a property – therefore it is recommended that you speak to a Sales Executive for further details. All dimensions are taken from the widest and longest points of each room; they are approximate and should not be used for carpet sizes, appliance spaces or furniture. These particulars do not form part of a contract or warranty.



THE COOPER

3-bedroom detached house with single detached garage  
Total Floor Area: 96 sq m (1031 sq.ft.)



GROUND FLOOR

Lounge: 3023 x 5742 [9'-11" x 18'-10"]  
Kitchen/dining: 2720 x 5742 [8'-11" x 18'-10"]



FIRST FLOOR

Master bedroom: 2782 x 3944 [9'-2" x 12'-11"]  
Bedroom 2: 3173 x 3015 [10'-5" x 9'-11"]  
Bedroom 3: 3173 x 2639 [10'-5" x 8'-8"]

Please note CGIs are for illustrative purposes only; external finishes including roof tile colours, brick, stone, render and landscaping may vary between plots. Properties may also be built 'handed' (mirror image) of those illustrated. Story Homes reserves the right to alter and change certain aspects of a property – therefore it is recommended that you speak to a Sales Executive for further details. All dimensions are taken from the widest and longest points of each room; they are approximate and should not be used for carpet sizes, appliance spaces or furniture. These particulars do not form part of a contract or warranty.





*THE SPENCER*

3-bedroom semi-detached house with driveway parking  
Total Floor Area: 89 sq m (960 sq.ft.)



*BUILD QUALITY  
WITH NO  
COMPARISON.*



*GROUND FLOOR*

Lounge:	3105 x 5480	[10'-2" x 18'-0"]
Kitchen/dining:	2525 x 3774	[8'-3" x 12'-5"]
Family area:	2700 x 2762	[8'-10" x 9'-1"]



*FIRST FLOOR*

Master bedroom:	3105 x 3806	[10'-2" x 12'-6"]
Bedroom 2:	2739 x 3248	[9'-0" x 10'-8"]
Bedroom 3:	2398 x 2245	[7'-10" x 7'-4"]



Please note CGIs are for illustrative purposes only; external finishes including roof tile colours, brick, stone, render and landscaping may vary between plots. Properties may also be built 'handed' (mirror image) of those illustrated. Story Homes reserves the right to alter and change certain aspects of a property – therefore it is recommended that you speak to a Sales Executive for further details. All dimensions are taken from the widest and longest points of each room; they are approximate and should not be used for carpet sizes, appliance spaces or furniture. These particulars do not form part of a contract or warranty.



*STORY HOMES HAS BEEN BUILDING BEAUTIFUL HOMES  
FOR OVER 30 YEARS ACROSS CUMBRIA, THE NORTH WEST,  
NORTH EAST AND SOUTHERN SCOTLAND.*

*FOUNDED  
IN 1987.*



As a privately-owned business, our mission is to design and build quality homes that people aspire to live in. Homes designed for life, that are strong in both build and character.

We have been successfully building high quality homes that stand out from the crowd for over thirty years. We would not be where we are today without our people, our craftsmen, our suppliers, our charities and of course, our customers.

Our passion, commitment and enthusiasm drives our 'can do' attitude to be the best. We are one team, working together to 'do it right' and our exceptional quality and attention to detail runs through everything we do.

Fred Story





*PRIDE IN  
EVERYTHING  
WE DO.*

***WE ARE PASSIONATE ABOUT BUILDING HOMES  
THAT WE ARE PROUD TO PUT OUR NAME TO.***

Customer satisfaction has always been one of our key strengths, and we regularly receive superb feedback from our customers which we use to help us make continuous improvements to our homes and our after-sales service.

**TAKING CARE OF YOU**

Our reputation is firmly built on the quality of our exceptional homes and our high standards of customer service. Before you move in, you'll be given a comprehensive 'Home Information File' that explains everything about your new home and what you can expect from our Customer Aftercare team.

You will also receive a home demonstration from your Site Manager, who will answer any questions you might have about your new Story home. Your Site Manager and your Sales Executive will become your main points of contact in the first few weeks of owning your brand new home.

**GOING THE EXTRA MILE**

We pride ourselves on providing a friendly, easily accessible, knowledgeable and efficient service for our customers. And as well as care and support from our Sales team during your purchase, our local and dedicated team of advisors and technicians will also be here to take care of you after you have moved in.

Your Site Manager will contact you in the days following completion, and then again during the first few weeks you are in your home. This is to ensure everything is as you would expect your new Story home to be.

Our Customer Aftercare team will call you directly to introduce themselves. We provide dedicated and responsive aftercare for two years after buying your Story home, in addition to your 10-year build warranty, so you can rest assured you are in safe, professional hands with us.

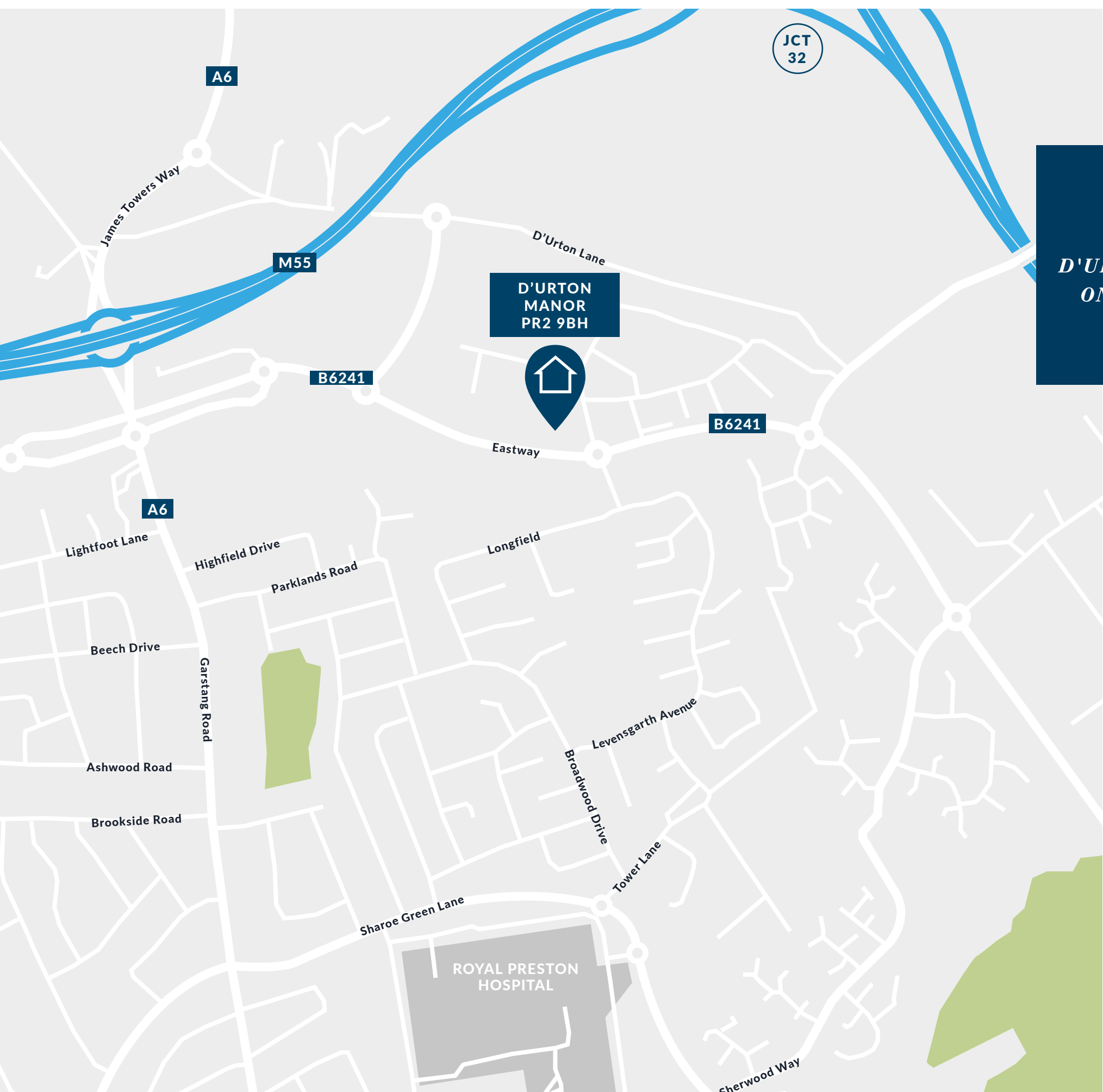
The Consumer Code for Home Builders was developed by the home-building industry and introduced in April 2010 to make the home buying process fairer and more transparent for purchasers. Find out more at [www.consumercodeforhomebuilders.co.uk](http://www.consumercodeforhomebuilders.co.uk)

**CONSUMER  
CODE FOR  
HOME BUILDERS**

[www.consumercode.co.uk](http://www.consumercode.co.uk)







*PUTTING  
D'URTON MANOR  
ON THE MAP.*

*STAYING CLOSE BY, OR EXPLORING FURTHER.  
YOU CAN EASILY EXPERIENCE EVERYTHING  
THE AREA HAS TO OFFER.*

AMENITIES		ATTRACTIONS	
North Preston Medical Practice	0.3 miles	Preston City Centre	2.6 miles
Supermarket	1.1 miles	Ribby Hall Village Spa Hotel	10 miles
The Dentists, Fulwood	2.5 miles	Blackpool	15.3 miles
Preston City Centre	2.6 miles	Lytham St Annes	16.3 miles
Royal Preston Hospital	2.9 miles	Kendal	46.9 miles
TRAVEL		SCHOOLS	
Blackpool	15.3 miles	St Peter's Church of England	0.6 miles
Lytham St Annes	16.3 miles	Fulwood Academy	1.3 miles
Lancaster	19.6 miles	Preston College	1.7 miles
Liverpool	41.3 miles	University of Central Lancashire	2.4 miles
Manchester Airport	43.1 miles		

**DIRECTIONS**  
Exit the M6 at Junction 32 (from the North or South) and follow signs for Garstang Road/A6. At the roundabout, take the first exit and turn left immediately onto Eastway, Take the third exit at the roundabout and after quarter of a mile you'll find D'uton Manor on the left.

Images shown are for illustrative purposes only. Story Homes has made every effort to ensure accuracy of information contained in this brochure, we reserve the right to amend and update the specification or layout without prior notification. The information contained herein is for guidance only and its accuracy is not guaranteed and does not constitute a contract, part of a contract or warranty.  
Floorplans and dimensions are taken from architectural drawings and could vary during construction. Dimensions are not intended to be used for carpet sizes, appliance space or items of furniture. Bathroom and kitchen layouts are indicative only and do not form any part of your contract. Please speak to a member of the sales team for plot specific information. You should take appropriate advice to verify any information on which you wish to rely. DM/0821



## *D'URTON MANOR*

EASTWAY, FULWOOD, PRESTON, PR2 9BH

01772 978120

[durtonmanor@storyhomes.co.uk](mailto:durtonmanor@storyhomes.co.uk)

